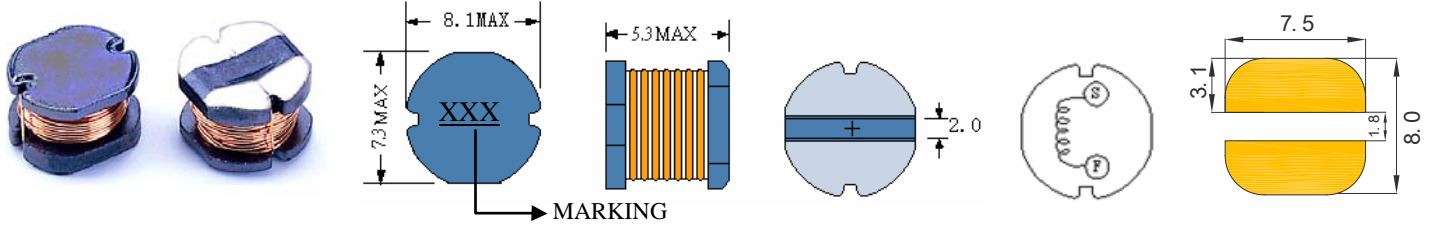


SMD POWER INDUCTORS



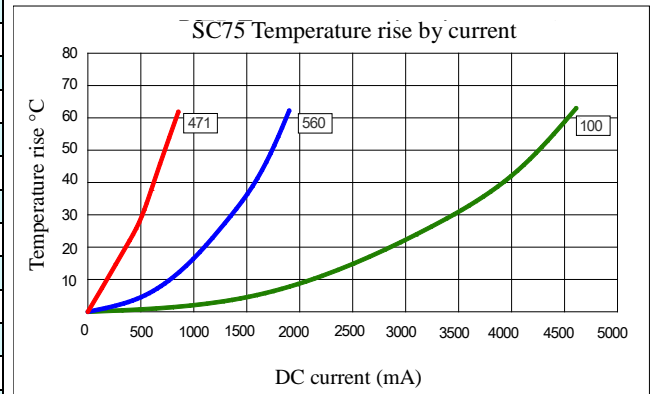
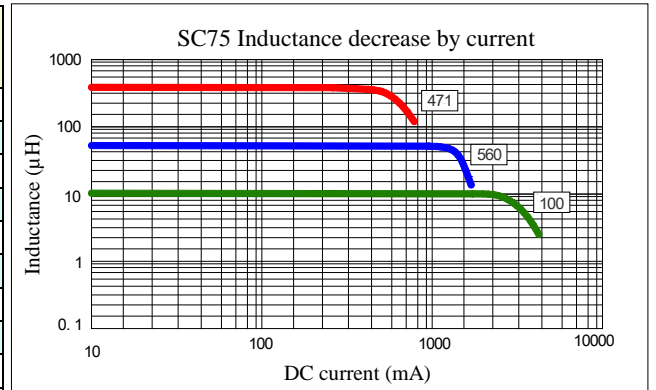
- Features

1. Open frame construction.



ELECTRICAL CHARACTERISTICS

Part Number	Inductance (uH) ⁽¹⁾	Test Frequency	DC Resistance (Ω MAX) ⁽²⁾	Saturation Current ⁽³⁾ (A)	Temperature Current ⁽⁴⁾ (A)
SC75-100	10	2.52MHZ	0.07	2.30	3.20
SC75-120	12	2.52MHZ	0.08	2.00	3.00
SC75-150	15	2.52MHZ	0.09	1.80	2.75
SC75-180	18	2.52MHZ	0.10	1.60	2.40
SC75-220	22	2.52MHZ	0.11	1.50	2.10
SC75-270	27	2.52MHZ	0.12	1.30	1.85
SC75-330	33	2.52MHZ	0.15	1.20	1.70
SC75-390	39	2.52MHZ	0.16	1.10	1.55
SC75-470	47	2.52MHZ	0.18	1.10	1.47
SC75-560	56	2.52MHZ	0.24	0.94	1.30
SC75-680	68	2.52MHZ	0.28	0.85	1.12
SC75-820	82	2.52MHZ	0.37	0.78	1.03
SC75-101	100	1KHZ	0.43	0.72	0.90
SC75-121	120	1KHZ	0.47	0.66	0.86
SC75-151	150	1KHZ	0.64	0.58	0.80
SC75-181	180	1KHZ	0.71	0.51	0.76
SC75-221	220	1KHZ	0.96	0.49	0.68
SC75-271	270	1KHZ	1.11	0.42	0.60
SC75-331	330	1KHZ	1.26	0.40	0.52
SC75-391	390	1KHZ	1.77	0.36	0.50
SC75-471	470	1KHZ	1.96	0.34	0.46



- (1). Inductance tolerance $\pm 20\%$ tested at 0.25V, 0ADC and 25°C.
- (2). DCR measured at 25°C.
- (3). The DC current at which the inductance decreases by 10% from its initial value.
- (4). The DC current that results in a 40°C temperature rise from 25°C ambient.

[Click here for QUANTITY PER REEL & PACKING INFORMATION](#)

Custom versions available upon request.



belfuse.com/signal

© 2019 Signal Transformer –Specification subject to change without notice. 12.19

128 Atlantic Avenue, Lynbrook, NY 11563
 Toll Free 866-239-5777 • Tel 516-239-5777 • Fax 516-239-7208
Sales@signaltransformer.com • techhelp@signaltransformer.com