SCNR6045

SMD POWER INDUCTORS

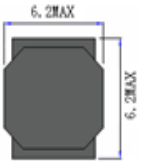

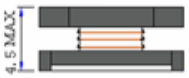

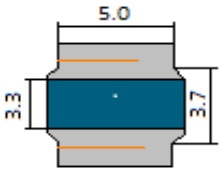

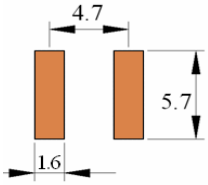

● Features

1. Open frame construction.

ELECTRICAL CHARACTERISTICS

Part Number	Inductance (uH) (1)	Test Frequency	DC Resistance (Ω MAX) (2)	Saturation Current (3) (A)	Temperature Current (4) (A)
SCNR6045-1R0	1.0	100KHZ	18.2	8.5	4.30
SCNR6045-1R3	1.3	100KHZ	20.8	8.0	4.00
SCNR6045-1R8	1.8	100KHZ	23.4	7.0	3.70
SCNR6045-2R3	2.3	100KHZ	30.0	6.0	3.40
SCNR6045-3R0	3.0	100KHZ	35.0	5.0	3.30
SCNR6045-4R5	4.5	100KHZ	43.0	4.0	3.00
SCNR6045-6R3	6.3	100KHZ	54.0	3.8	2.80
SCNR6045-100	10	100KHZ	83.0	3.0	2.15
SCNR6045-150	15	100KHZ	114	2.3	1.90
SCNR6045-220	22	100KHZ	175	1.9	1.60
SCNR6045-330	33	100KHZ	240	1.5	1.30
SCNR6045-470	47	100KHZ	330	1.3	1.00
SCNR6045-680	68	100KHZ	470	1.0	0.80
SCNR6045-101	100	100KHZ	720	0.8	0.70

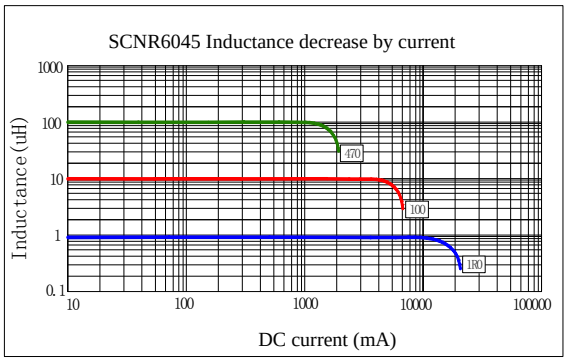

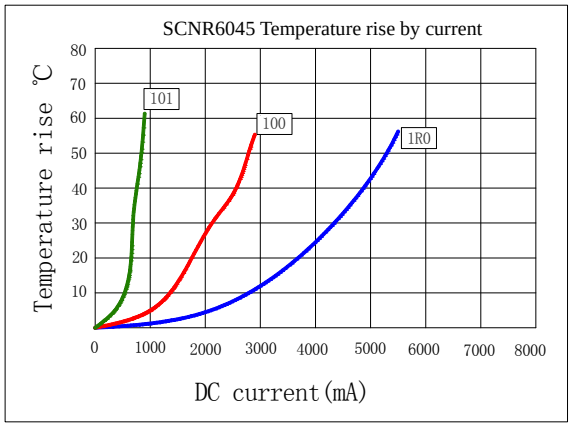

(1). Inductance tested at 0.25V, 0ADC and 25℃.
Tolerance of inductance: 1.0uH-6.3uH:±30% (N).
10uH-100uH:±20% (M).

(2).DCR measured at 25℃.

(3).The DC current at which the inductance decreases by 10% from its initial value.

(4).The DC current that results in a 40℃ temperature rise from 25℃ ambient.

Click here for QUANTITY PER REEL & PACKING INFORMATION

Custom versions available upon request.

© 2019 Signal Transformer –Specification subject to change without notice. 12.19

128 Atlantic Avenue, Lynbrook, NY 11563
Toll Free 866-239-5777 • Tel 516-239-5777 • Fax 516-239-7208
Sales@signaltransformer.com • techhelp@signaltransformer.com